










2017-2018 Attendance Boundary Map

School Board approved May 12, 2016

Attendance Areas 2017-2018

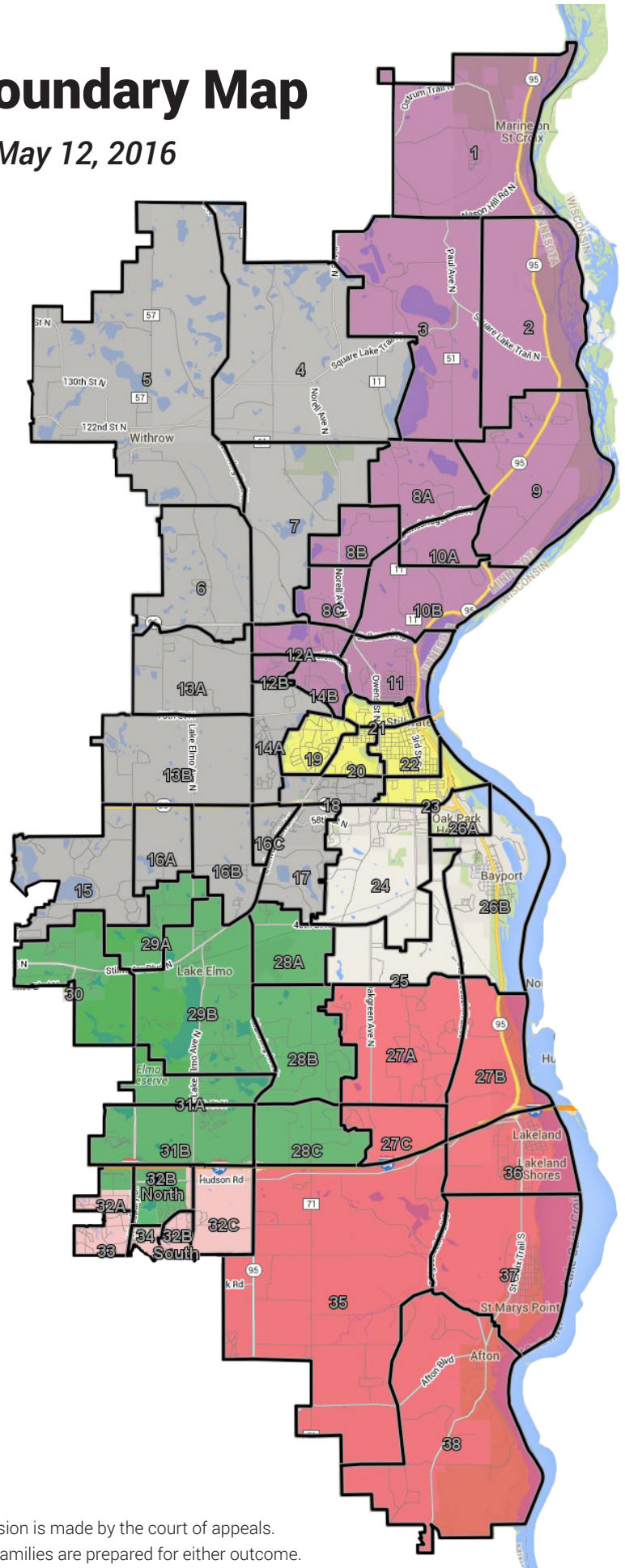
	Afton-Lakeland		Lily Lake
	Andersen		Rutherford
	Brookview		Stonebridge
	Lake Elmo		

Middle School Feeder System:

- Afton-Lakeland, Andersen, Lake Elmo and Brookview to Oak-Land
- Rutherford, Lily Lake and Stonebridge to Stillwater

Guiding Principles for Attendance Boundary Changes:

- Base decision on the best interests of all students.
- Create a boundary plan that positions us for our current needs and minimizes future changes.
- Gather feedback from various stakeholders.
- Provide for a safe and efficient transportation system within board policy and procedures.
- Provide for the efficient utilization of district facilities to enhance learning opportunities for all students.
- Balance enrollment at elementary schools.
- Balance enrollment to support the middle school philosophy in both buildings.
- To the extent possible, keep neighborhoods together.
 - *This does not mean that students will be sent to the nearest school, but rather that all students within a neighborhood be sent to the same school.*
- Allow grandfathering at middle schools.
- Send alternate and open enrollments back to designated attendance areas to start.
- Consider diverse learners.



Note: The school board has voted to stay any school closings until a decision is made by the court of appeals. This stay does allow for planning to continue to ensure district staff and families are prepared for either outcome.