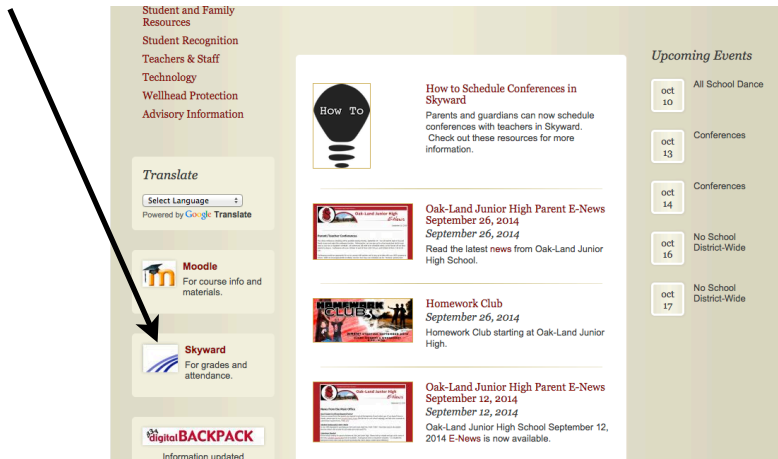
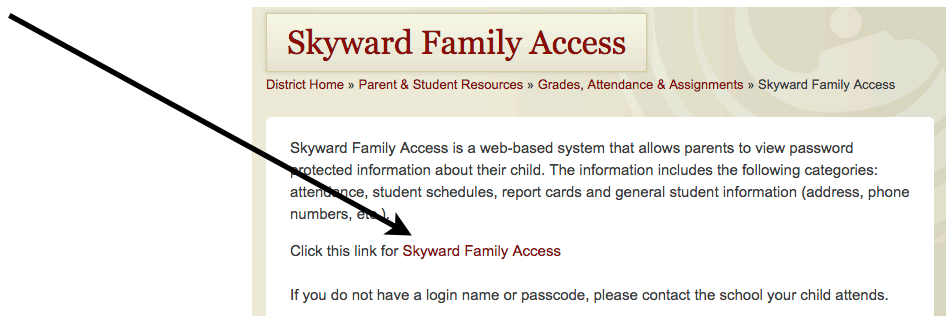


Instructions for completing the 2014-2015 Form Packet in Skyward Family Access

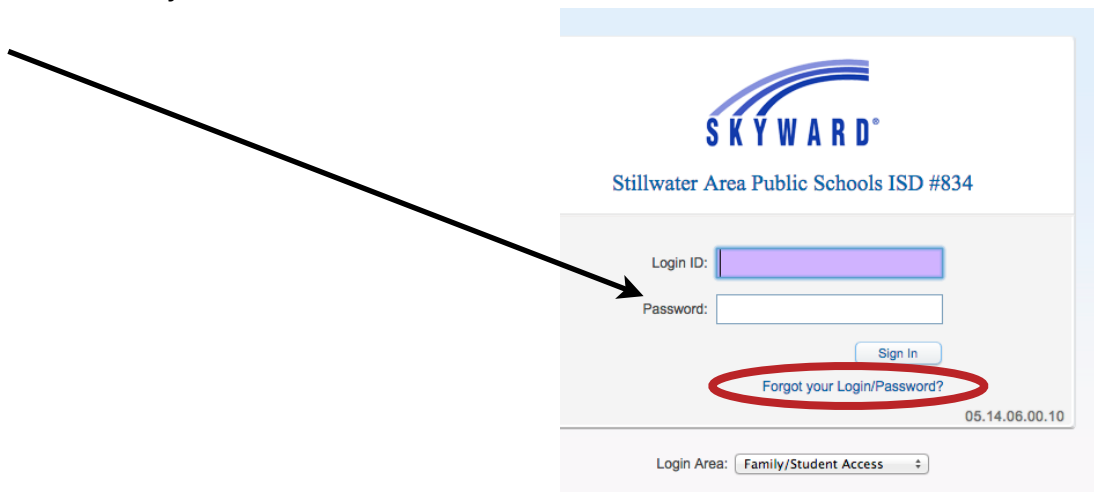
1. Start at the Oak-Land Homepage. oakland.stillwater.k12.mn.us
2. Click on the **Skyward Link** on the left hand side of the homepage.



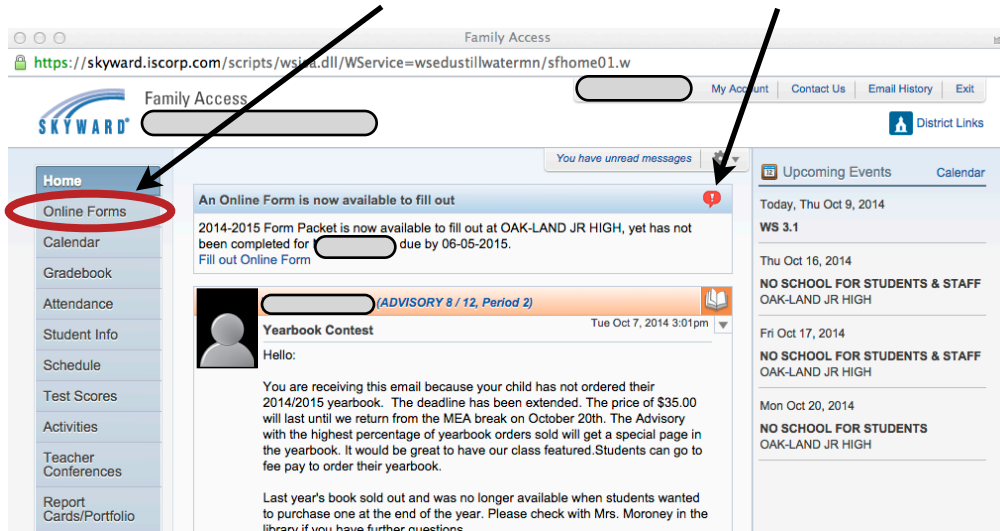
3. Once you arrive at this page, click on the **Skyward Family Access Link**



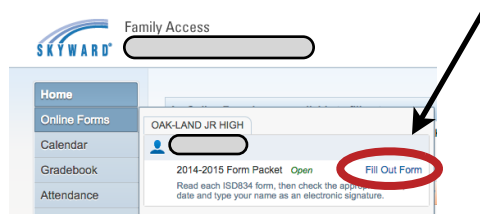
4. You will now be prompted for your Login ID and Password. If you do not have this information, you can try the "Forgot your Login/Password?" feature on this page, or you can contact your school's main office.



- Once you get logged into Skyward Family Access, The screen will look similar to this.
- On the upper left, you will see the link to the **ONLINE FORMS** or in the area indicated by the red exclamation mark. Click on either of these links.



- Once you see the box below, click on the **“Fill out Form”** link



- The next page will look similar to the page below.
 - You will complete the Form Packet by completing all forms found in the red circle below.
- *****IMPORTANT***** Make sure to complete the entire process by submitting **ALL** forms.

